

HIGH PRESSURE WASHERS

CATALOGUE



YOUR CLEANING COMPANION

INDEX

MPX14E	P. 03	MAX PRESSURE (BAR)	MAX FLOW RATE (l/h)	MOTOR POWER (WATT)
MPX16E	P. 04	110	390	1400
MPX17EH	P. 05	125	420	1600
DOUBLE SPEED SYSTEM	P. 06	130	440	1700
MPX22EHDS	P. 07	160	460	2200
DUAL TECH SYSTEM	P. 08			
MPX25DTS	P. 09	150	810	2500
AQUA SWEEPER	P. 10			
ACCESSORIES	P. 12			
LOGISTICS	P. 14			
AFTER SALES SERVICE	P. 14			
WARRANTY	P. 14			

SPECIFICATIONS

APPLICATION ICONS

FEATURE ICONS



MPX14E



MAX PRESSURE

110BAR

FLOW RATE

390L/H

POWER CONSUMPTION

1.4KW

FEATURES

- Built-in accessory storage
- Click fast connection device
- 5m Electrical cable
- Motor thermal protection
- 3 Axial-pistons wobble plate pump with tempered stainless steel plungers
- Inspectable water filter

PRODUCT SPECIFICATIONS

Max Pressure (bar)	110
Max Rated Flow (l/h)	390
Power Consumption (kW)	1.4
Voltage-Frequency (V-Hz)	220-240 - 50/60
Motor Type (Phase / Class)	1~ Universal
Max Water Inlet Temp (T°C)	50
Pump Material	Aluminum
Total Stop System	✓
Self Priming	✓



CONTROL
SWITCH



HOSE
LENGTH



COMPACT
DESIGN



SELF
PRIMING



COLD
WATER



TOTAL STOP
SYSTEM



FAST
SETUP

ACCESSORIES

Trigger Gun

Product Code:
46160



Lance Extension

Product Code:
46163



Jet Nozzle

Adjustable
Product Code:
46167



Rotary
Product Code:
46164



HP Hose (3m)

Product Code:
46172



Foam Lance Bottle (0,4L)

Product Code:
46176



MPX16E



MAX PRESSURE **125_{BAR}**

FLOW RATE **420_{L/H}**

POWER CONSUMPTION **1.6_{KW}**

FEATURES

- Built-in accessory storage
- Click fast connection device
- 5m Electrical cable
- Motor thermal protection
- 2 Wheel cart with telescopic handle
- 3 Axial-pistons wobble plate pump with tempered stainless steel plungers
- Inspectable water filter

PRODUCT SPECIFICATIONS

Max Pressure (bar)	125
Max Rated Flow (l/h)	420
Power Consumption (kW)	1.6
Voltage-Frequency (V-Hz)	220-240 - 50/60
Motor Type (Phase / Class)	1~ Universal
Max Water Inlet Temp (T°C)	50
Pump Material	Aluminum
Total Stop System	✓
Self Priming	✓

**ERGONOMIC
HAND GRIP**

**TELESCOPIC
HANDLE**

**CONTROL
SWITCH**



ACCESSORIES

Trigger Gun

Product Code:
46160



Lance Extension

Product Code:
46163



Jet Nozzle

Adjustable
Product Code:
46166



Rotary
Product Code:
46164



HP Hose (5m)

Product Code:
46173

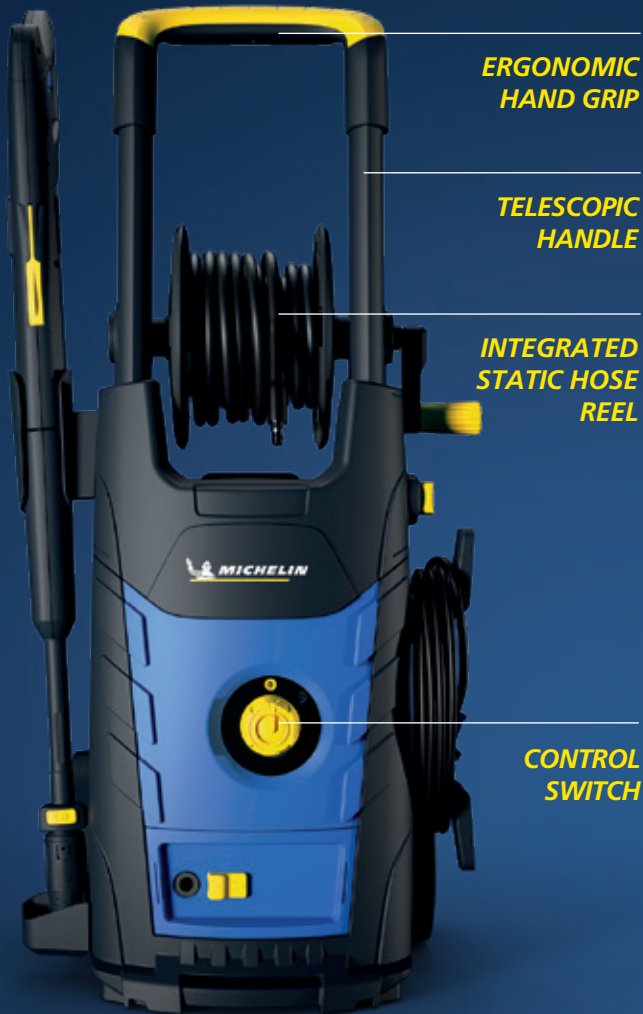


Foam Lance Bottle (0,4l)

Product Code:
46176



MPX17EH



MAX PRESSURE

130 BAR

FLOW RATE

440 L/H

POWER CONSUMPTION

1.7 KW

FEATURES

- Built-in accessory storage
- Click fast connection device
- 5m Electrical cable
- Motor thermal protection
- 3 Axial-pistons wobble plate pump with tempered stainless steel plungers
- Inspectable water filter
- 2 Wheel cart with telescopic handle
- Integrated static hose reel

PRODUCT SPECIFICATIONS

Max Pressure (bar)	130
Max Rated Flow (l/h)	440
Power Consumption (kW)	1.7
Voltage-Frequency (V-Hz)	220-240 - 50/60
Motor Type (Phase / Class)	1~ Universal
Max Water Inlet Temp (T°C)	50
Pump Material	Aluminum
Total Stop System	✓
Self Priming	✓



HOSE
LENGTH



COMPACT
DESIGN



SELF
PRIMING



COLD
WATER



TOTAL STOP
SYSTEM

ACCESSORIES

Trigger Gun

Product Code:
46161



Lance Extension

Product Code:
46162



Jet Nozzle

Adjustable
Product Code:
46167



Rotary
Product Code:
46164



HP Hose (6m)

Product Code:
46174



Foam Lance Bottle (0,4L)

Product Code:
46176



DOUBLE SPEED SYSTEM

**INNOVATION
RANGE**

Using the **POWER SWITCH** it is possible to select the **LOW SPEED WASHING** and **HIGH SPEED WASHING** modes, to modulate the performance level of the pressure washer, adapting it to lighter cleaning needs, with a considerable saving of water and energy (up to 30%), or more intense depending on the work to be done.



LOW SPEED

SOFT CLEANING performance level (non-aggressive dirt on external wooden surfaces, bicycles, wooden garden furniture, outdoor fabrics), with optimized energy consumption and a better compromise between washing / consumption efficiency.

1

0




2

HIGH SPEED



HARD CLEANING performance level (aggressive dirt on stone, cement and bricks, metal railings and gates, work and gardening tools, cars) with standard energy consumption.


UP TO
30%
ENERGY
SAVING



MPX22EHDS



**INNOVATION
RANGE**



MAX PRESSURE **160**BAR

FLOW RATE **460**L/H

POWER CONSUMPTION **2.2**KW

FEATURES

- Built-in accessory storage
- Click fast connection device
- 5m Electrical cable
- Motor thermal protection
- 3 Axial-pistons wobble plate pump with tempered stainless steel plungers
- Inspectable water filter
- **Double Speed System**
- Integrated static hose reel

PRODUCT SPECIFICATIONS

Max Pressure (bar)	160
Max Rated Flow (l/h)	460
Power Consumption (kW)	2.2
Voltage-Frequency (V-Hz)	220-240 - 50/60
Motor Type (Phase / Class)	1~ Universal
Max Water Inlet Temp (T°C)	50
Pump Material	Aluminum
Total Stop System	✓
Self Priming	✓



**HOSE
LENGTH**



**SELF
PRIMING**



**COLD
WATER**



**TOTAL STOP
SYSTEM**



**ENERGY
SAVING**



**DOUBLE
SPEED
SYSTEM**

ACCESSORIES

Trigger Gun

Product Code:
46161



Lance Extension

Product Code:
46162



Jet Nozzle

Adjustable
Product Code:
46168



Rotary
Product Code:
46164



HP Hose (6m)

Product Code:
46174



Foam Lance Bottle (0,4L)

Product Code:
46176



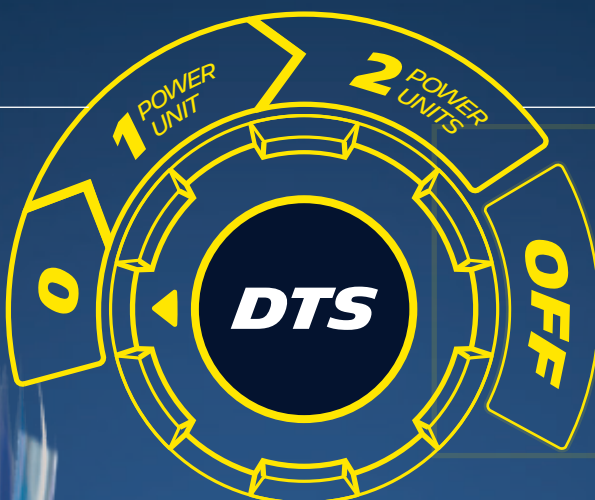
DUAL TECH SYSTEM

**INNOVATION
RANGE**

DTS is the innovative technological system, AR patented, which gives you the washing power of **TWO MOTORPUMPS** when you need it. This system achieves notably superior results when compared to those obtained with a single pump pressure washer. The combined flow rate - triggered by the Fast Cleaning mode - enhances washing results, by intensity and extent, reducing the amount of cleaning time required. Thanks to the combined flow rate, **DTS** doubles the distance that can be reached by the water jet - up to 5 m - allowing to easily clean even extended vertical surfaces with a domestic pressure washer.

POWER UNIT I

ECO SOFT CLEANING MODE: Activate 1 POWER UNIT when the task requires light dirt removal or to wash small surfaces without wasting extra water and energy.

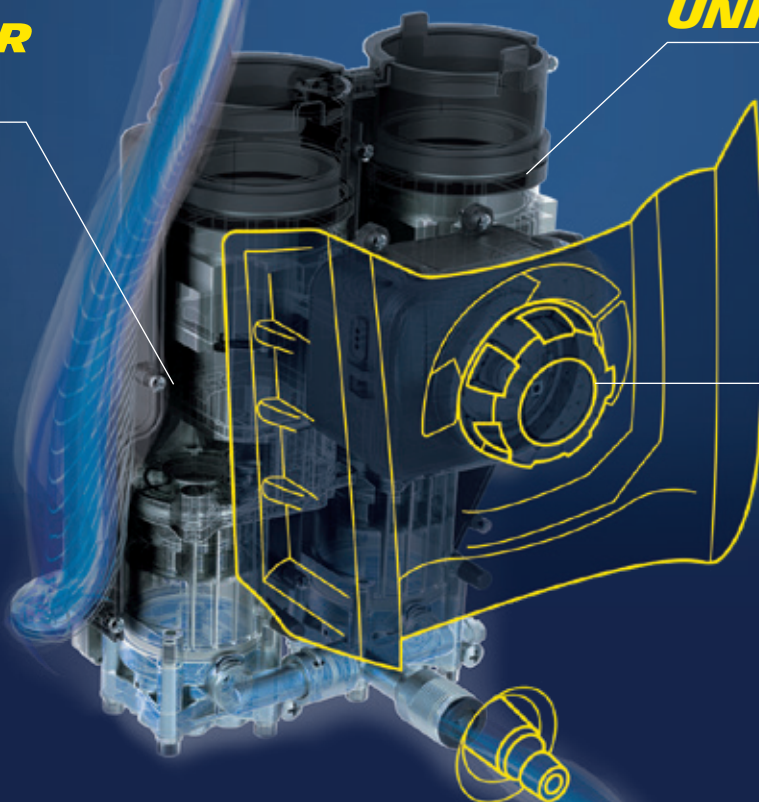


POWER UNIT II

FAST CLEANING MODE: Exploit the synergy of 2 POWER UNITS to get rid of the toughest dirt from large surfaces or to clean walls up to 5 mt height, saving up to 70% of your time.

POWER UNIT I

POWER UNIT II



ERGONOMIC POWER SWITCH CONTROL

Allows to choose the most suitable flow rate to fulfill the cleaning task: normal or improved flow, thanks to the double pumps synergy.

**INNOVATION
RANGE**

MPX25DTS



MAX PRESSURE

160BAR

FLOW RATE

810L/H

POWER CONSUMPTION

2.5KW



**ERGONOMIC
HAND GRIP**

**TELESCOPIC
HANDLE**

**INTEGRATED
STATIC HOSE
REEL WITH
SUPER SOFT
HOSE**

**CONTROL
SWITCH**

FEATURES

- Built-in accessory storage
- Click fast connection device
- 5m Electrical cable
- Motor thermal protection
- 2 wheel cart with telescopic handle
- Two 3 axial-pistons wobble plate pumps with tempered stainless steel plungers
- Inspectable water filter
- 70% Faster – Save time and money
- Integrated static hose reel with super soft hose

PRODUCT SPECIFICATIONS

Max Pressure (bar)	150
Max Rated Flow (l/h)	810
Power Consumption (kW)	2.5
Voltage-Frequency (V-Hz)	220-240 - 50/60
Motor Type (Phase / Class)	1~ Universal
Max Water Inlet Temp (T°C)	50
Pump Material	Aluminum
Total Stop System	✓
Self Priming	✓



**HOSE
LENGTH**



**SELF
PRIMING**



**COLD
WATER**



**TOTAL STOP
SYSTEM**



**DUALTECH
SYSTEM**



**TIME
SAVING**

ACCESSORIES

Trigger Gun

Product Code:
46161



Lance Extension

Product Code:
46162



Twin Nozzle Holder

Product Code:
46654



Adjustable Jet Nozzle

Product Code:
46655



Rotary Jet Nozzle

Product Code:
46656 (x2)



HP Hose (8m)

Product Code:
46657



High Pressure Foam Lance Bottle

Product Code:
46659



THE NEW GENERATION BRUSH



AQUA SWEEPER

INNOVATION RANGE
ACCESSORIES



+30%
OF CLEANED AREA*

POSITION
CHANGE LEVER

DETERGENT
TANK WITH DOSAGE
ADJUSTMENT*

WHEELS

3 NOZZLES



HIGHLY EFFECTIVE
CLEANING BRISTLES

CLEAN MODE














The **CLEAN** mode combines the mechanical action of three-nozzle high pressure jet with the bristles, allowing you to remove any type of dirt from treated surfaces.

SWEEP MODE

Thanks to its ergonomic position, the **SWEEP** mode allows you to remove the dirt previously detached and detergent residues, leaving the surface perfectly cleaned.

*Compared to a normal patio cleaner

ACCESSORIES

ITEM DESCRIPTION			PRODUCT CODE		SUITABLE FOR						
			MPX14E		MPX16E		MPX17EH		MPX22EHDS		MPX25DTS
	Trigger Gun	46160	S		S						
	Trigger Gun	46161					S		S		S
	Lance Extension	46163	S		S						
	Lance Extension	46162					S		S		S
	Twin Nozzle Holder	46654									S
	Adjustable Jet Nozzle	46166			S						
	Adjustable Jet Nozzle	46167	S				S				
	Adjustable Jet Nozzle	46168						S			
	Adjustable Jet Nozzle	46655									S
	Rotary Jet Nozzle	46164	S		S		S		S		
	Rotary Jet Nozzle	46656									S
	Five in one Nozzle	46231			O						
	Five in one Nozzle	46232	O				O				
	Five in one Nozzle	46233						O			
	Five in one Nozzle	46660									O
	Foam Lance Bottle	46176	S		S		S		S		
	High Pressure Foam Lance Bottle	46222	O		O		O		O		
	High Pressure Foam Lance Bottle	46659									S
	Adjustable Head Nozzle	46171	O		O		O		O		O
	Extension Lance Kit (1,6m)	46188	O		O		O		O		O



O

OPTIONAL

S

STANDARD

ACCESSORIES

ITEM DESCRIPTION			PRODUCT CODE	SUITABLE FOR									
				MPX14E		MPX16E		MPX17EH		MPX22EHDS		MPX25DT5	
	HP Hose (3m)	46172	S			S							
	HP Hose (5m)	46173											
	HP Hose (6m)	46174					S		S				
	HP Hose (8m)	46657										S	
	Extension Hose (8m)	46189	O			O		O		O			
	Extension Hose (8m)	46658										O	
	Pipe Drain Kit (8m)	46190	O			O		O		O		O	
	Pipe Drain Kit (16m)	46191	O			O		O		O		O	
	Fixed Brush	46177	O			O		O		O		O	
	Fixed Brush Round	46178	O			O		O		O		O	
	Rotary Brush	46179	O			O		O		O		O	
	Aquasweeper Cleaning Brush	46701	O			O		O		O		O	
	Patio Cleaner (ø25cm)	46196	O			O		O		O			
	Patio Cleaner with Pressure Adjustment	46197	O			O		O		O			
	Sand Blasting Lance	46180	O			O		O		O			
	Calibrated (5kg)	3207	O			O		O		O			
	Filtered Sand (25kg)	41770	O			O		O		O			
	Water Suction Kit	46181	O			O		O		O		O	
	Adaptors Kit	46184	O			O		O		O		O	
	Adaptors Kit	46224	O			O		O		O		O	
	Inspectabe Water Filter	46185	O			O		O		O		O	
	Water Filter Kit	46186	O			O		O		O		O	
	Click Fast Kit	46187	O			O		O		O		O	

LOGISTICS

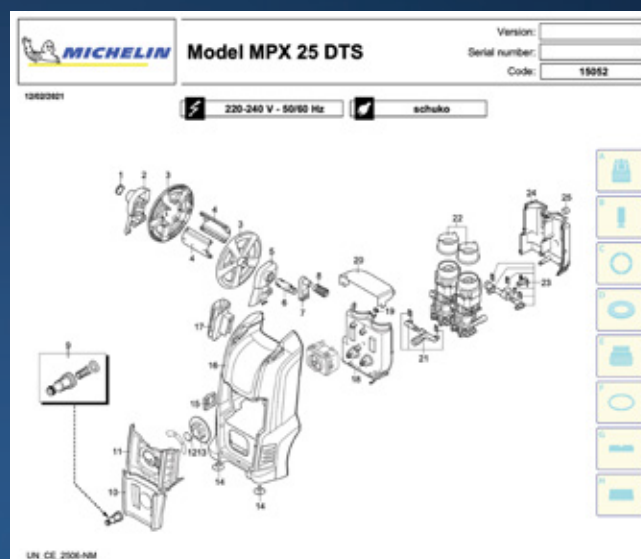
*DIMENSIONS: LxWxH

MODEL	EAN CODE	PRODUCT DIMENSION*	BOX DIMENSION*	KG	EURO PALLET	TRUCK	PCS 20' / 40' / 40'HQ
MPX14E	8016287153225	300x285x434	295x265x455	7.1	48	1584	800 / 1640 / 1851
MPX16E	8016287153232	328x285x720	295x265x510	7.9	48	1584	728 / 1496 / 1640
MPX17EH	8016287153249	426x344x861	360x350x760	11.61	12	396	288 / 594 / 684
MPX22EH	8016287153256	420x346x906	360x350x805	13.34	12	396	276 / 568 / 594
MPX25DTS	8016287153263	449x388x895	420x395x770	16.7	10	330	210 / 435 / -

APPLICATION GUIDE

APPLICATION	SUITABLE FOR				
	MPX14E	MPX16E	MPX17EH	MPX22EHDS	MPX25DTS
FENCING	✓	✓	✓	✓	✓
BENCHES	✓	✓	✓	✓	✓
GARDEN	✓	✓	✓	✓	✓
BICYCLE	✓	✓	✓	✓	✓
MOTORCYCLE		✓	✓	✓	✓
CAR		✓	✓	✓	✓
FLOORING		✓	✓	✓	✓
STAIRS		✓	✓	✓	✓
POOLS		✓	✓	✓	✓
VAN			✓	✓	✓
TRUCK				✓	✓
BOAT				✓	✓
TOOLS				✓	✓
WALLS				✓	✓
ROOFS				✓	✓

AFTER SALES SERVICE



WARRANTY POLICY

Michelin offers a unique 2-year Home & Garden use warranty on Home and Garden range of Pressure Washers against defects due to faulty material and/or workmanship. If the product becomes defective within the warranty period, Michelin together with partners in various territories will repair, or at Michelin's discretion, replace free of charge. All repair claims must be made through a Michelin authorized service center and should be supported by the warranty registration card and purchase receipt.

MASTER SERVICE CENTER



Tool Pro Distribution (PTY) Ltd
 Tool Pro House, 13 Wolfam Street, CE6, Vanderbijl Park, 1911, Gauteng, South Africa
 +27 (0) 16 931 1266
 service@toolprodist.com

www.toolprodist.com





©2021 Michelin www.michelin-lifestyle.com
MICHELIN and/or the Michelin Man Device and/or BIBENDUM
are trademark(s) owned by, and used with the permission of,
the Michelin Group.

Distributed under licence by
Annovi Reverberi spa
Cleaning Division:
Via Martin L. King 3, 41122 Modena (Italy)
Tel +39 059 414 411 - Fax +39 059 253 505
infoar@annovireverberi.it - www.annovireverberi.it